

DRAPING OF A CHARTER

METHOD I CHARTER DRAPING CEREMONY

The Procedure for announcing the death of a member shall be the first Order of Business after Roll Call. If deemed necessary, the Exalted Ruler with the consent of the members, may change the Order of Business for the Charter Draping Ceremony.

The family and special friends of a deceased member may be invited to attend the Charter Draping Ceremony.

Charter to remain draped for one meeting.

NOTE: *Charter is placed on a stand in front of the Exalted Ruler's station. The Drape is placed at the Esquire's station, a spray at the Chaplain's station, and a single spray with each member of the Patrol Team.*

Candles may be used if Lodge desires.

It shall be optional to remain seated during this Ceremony.

EXALTED RULER: This evening we are draping the Charter in memory of our beloved Brother/Sister _____, who passed away (date).

A Eulogy may be given at this time if Lodge desires.

EXALTED RULER: Brother/Sister Secretary, you will call the name of our departed Members.

SECRETARY: Calls the name three times. In the event of the death of more than one Member, the Secretary calls each name but once.

Pause - (--*-*)*

EXALTED RULER: It is our custom to pause, that we may in solemn hush pay sweet tribute to the sacred memory of our Member who has answered the call of the Grand Exalted Ruler of the Universe, and we, as members of this Lodge, mourn his/her passing. In the garden of our memories will always remain a bright recollection of him/her stay with us.

Appropriate soft music.

Chaplain carrying spray and Esquire carrying the Drape march slowly down the room and back to the Charter; each member of the Patrol Team carrying a single spray, cradled in left hand, march slowly behind the Chaplain and Esquire to their position below the Altar in Cross formation.

DIAGRAM 1.

There shall be no hesitation step.

NOTE: *Lodges wishing to form the flower cross on the floor should refer to METHOD II at this point.*

The Chaplain and Esquire appropriately drape the Charter. The Esquire drapes the Charter and then the Chaplain places the spray.

The Members kneel to form the Cross and cradle the sprays in left hand as the Charter is being draped. The Patrol Team shall remain kneeling until after the verse is said by the Exalted Ruler.

*If there are twelve (12) Members on the Patrol Team they shall take their places in the Cross formation. **DIAGRAM 1.***

If there are eight (8) Members on the Patrol Team, they shall take their places in the Cross formation as follows:

1
2
3 5 4
6
7
8

If there are sixteen (16) Members on the Patrol Team, they shall take their places in the Cross formation as follows:

1
2
3
4
5 7 9 11 10 8 6
12
13
14
15
16

If there are eighteen (18) Members on the Patrol Team, they shall take their places in the Cross formation as follows:

1
2
3
4
5
7 9 11 12 10 8 6
13
14
15
16
17
18

*When the Chaplain and Esquire have draped the Charter, they will turn and face the Altar. Chaplain and Esquire shall position themselves so that the direct line of march shall be to the edge of the Altar. **DIAGRAM 2.***

When the Chaplain and Esquire are in position, the Exalted Ruler shall say the verse.

EXALTED RULER:

They never quite leave us,
our Members who have passed.
A thousand sweet memories
are holding them fast.

The Patrol Team shall stand in Cross formation with sprays cradled in their left hand.

A song or hymn is sung by the Lodge, or as a solo.

The Patrol Team does not sign.

All members resume their seats following the Hymn or solo.

No gavel is used.

*When the Hymn is completed, the Chaplain and Esquire will proceed in a direct line to the Altar and PAUSE. **DIAGRAM 3.***

*At the same time, numbers 1, 2, and 3 of the Patrol Team will proceed out of the top of the Cross; the other numbers proceed beneath the arms of the Cross to follow numbers 1, 2 and 3. When the Patrol Team has made their square below the arms of the Cross, numbers 1 and 2 will turn in line with the Chaplain and Esquire. **DIAGRAM 3.***

The Patrol Team shall walk slowly in single file to the Chaplain and Esquire, to whom they will hand their sprays in unison.

*The Patrol Team members shall return directly to their places immediately after handing their spray to the Chaplain and Esquire. **DIAGRAM 3.***

The Patrol Team shall resume their seats.

*When the Chaplain and Esquire have received the spray from the last member of the Patrol Team, they shall turn in unison and proceed to the Charter stand and will place the sprays, one at a time, in a suitable container (vase or basket) which has been provided for this purpose, at the base of the Charter stand. **DIAGRAM 4.***

*When the sprays have been placed in the container, the Chaplain and Esquire shall return to their places and resume their seats. **DIAGRAM 4.***

DIAGRAM 1
PATROL TEAM FORMING CROSS BELOW THE ALTAR.
CHAPLAIN AND ESQUIRE DRAPING THE CHARTER.

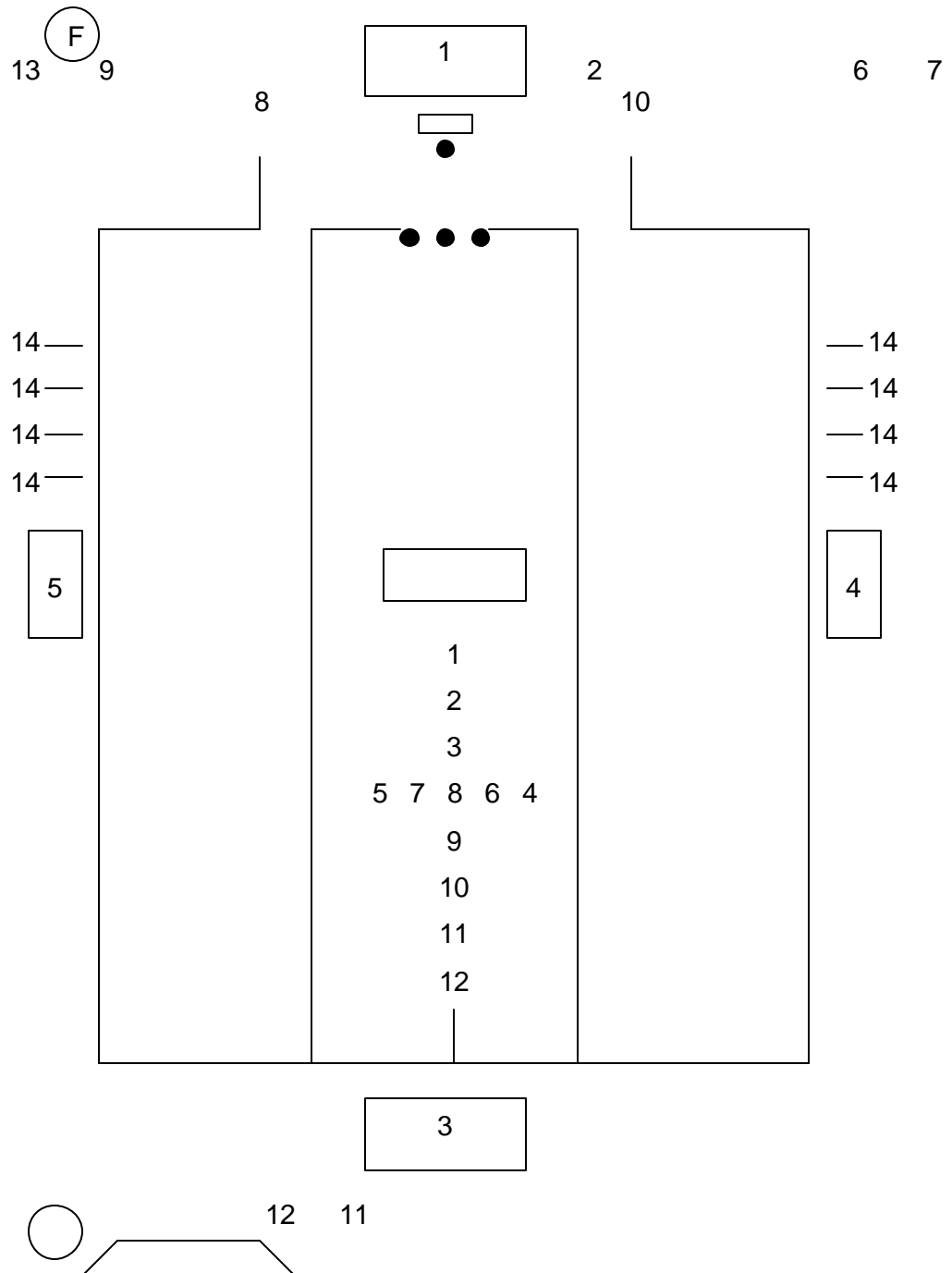


DIAGRAM 2
POSITION OF CHAPLAIN AND ESQUIRE
AFTER DRAPING CHARTER.

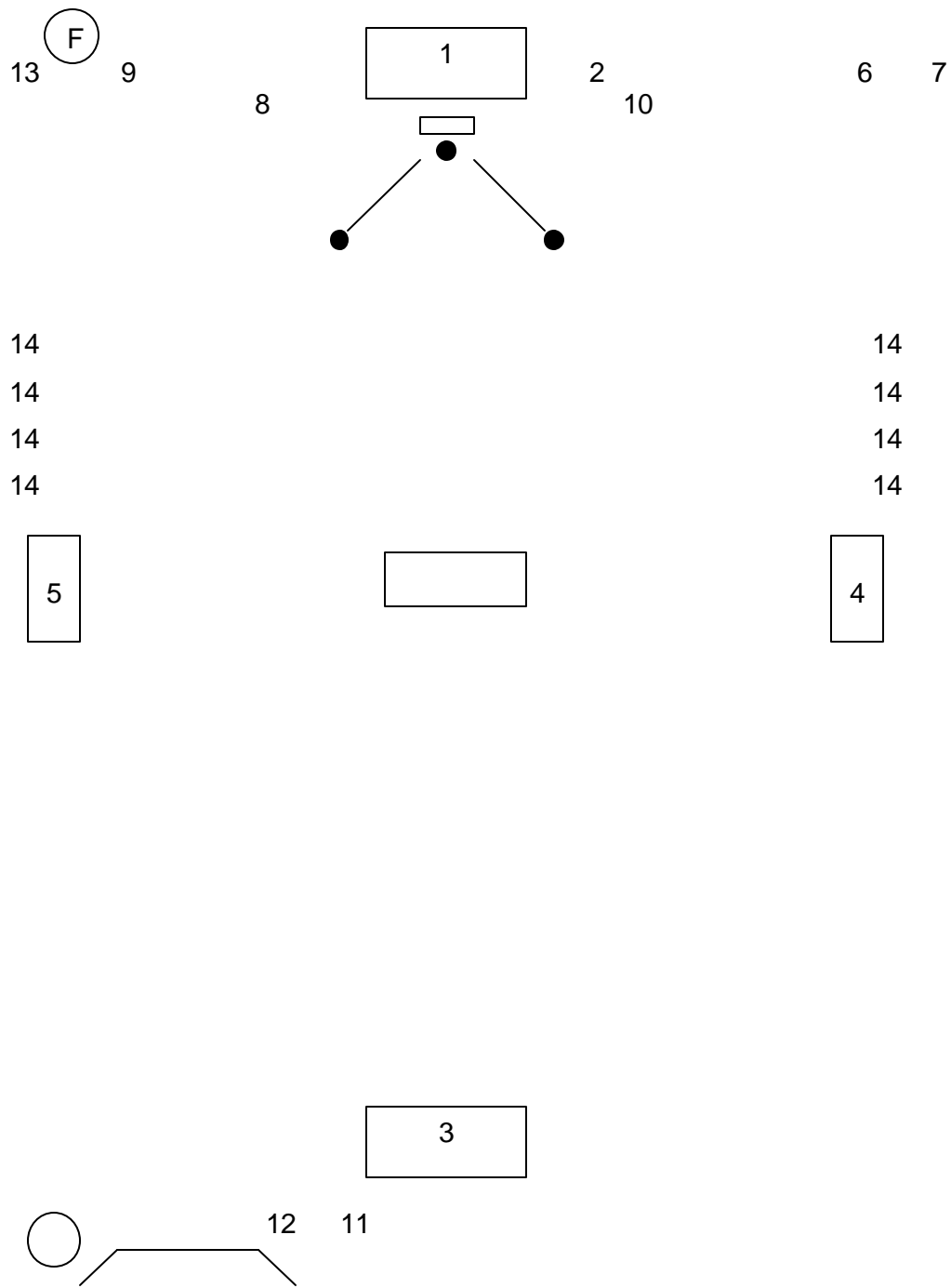


DIAGRAM 3 **CHAPLAIN AND ESQUIRE RECEIVING SPRAYS.** **PATROL TEAM RETURNING TO PLACES.**

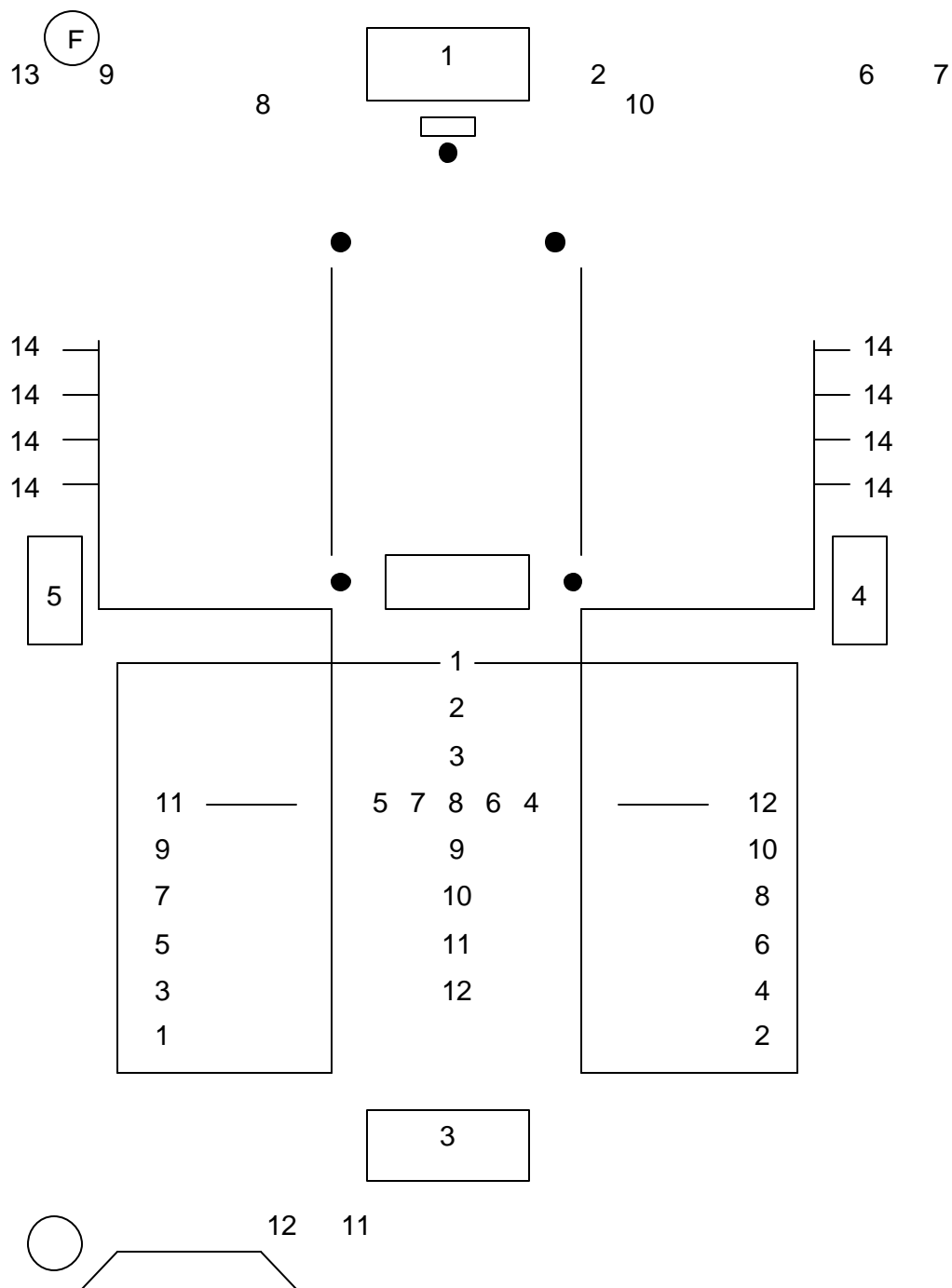
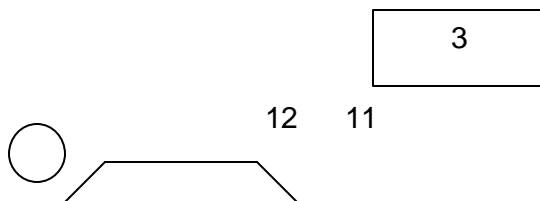
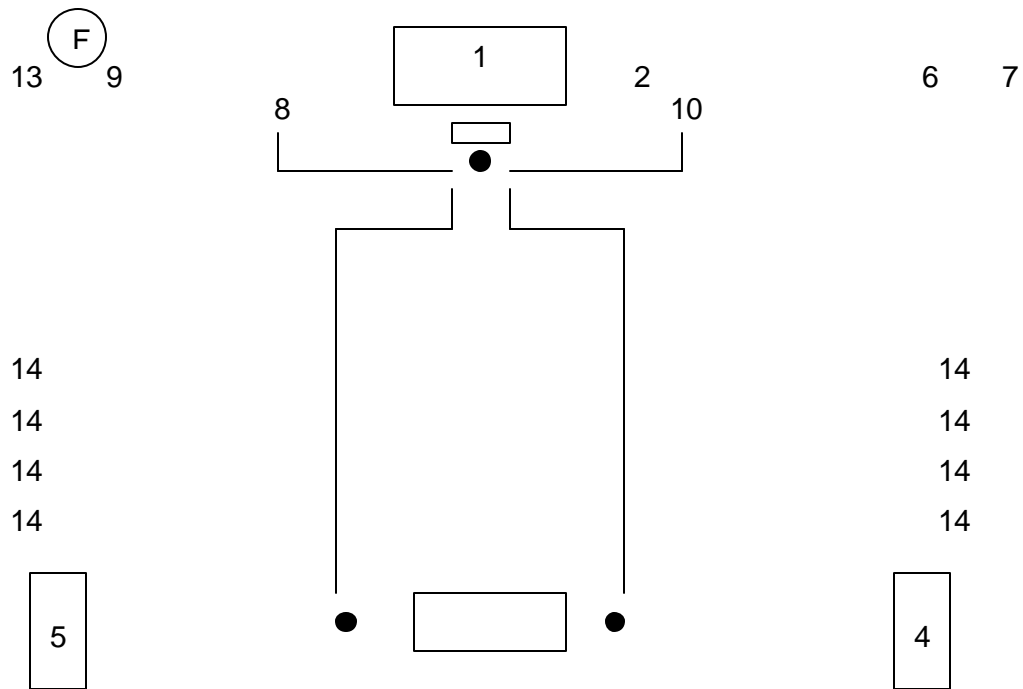


DIAGRAM 4 **CHAPLAIN AND ESQUIRE PLACING SPRAYS** **AND RETURNING TO PLACES.**



METHOD II CHARTER DRAPING CEREMONY

The Ceremony is the same up to the instructions in italics "There shall be no hesitation step".

The two Patrol Leaders meet at the Leading Knight's station and come up the cross in twos, number 1 stopping at the head of the Cross, number 2 one step back, number 3 one step further back behind number 2, numbers 4, 5, 6, and 7 go out in the arms of the Cross, number 8 stopping one step behind number 3, and so on to the end of the line. This is so the sprays can be placed without anyone having to reach a long way forward or a long way back to place the sprays head to stem down the Cross.

The arms of the Cross shall turn and face the Exalted Ruler's station.

As the Esquire drapes the Charter, the Patrol Team kneels and places the sprays in cross formation on the floor. After the Chaplain has placed the sprays the Patrol Team rises.

*When the Esquire and Chaplain have draped the Charter and placed the sprays, they will turn and face the Altar. The Esquire and Chaplain shall position themselves so that the direct line of march shall be to the edge of the Altar. **DIAGRAM 2.***

*When the Chaplain and Esquire are in position, the Patrol Team proceeds out of the cross. **DIAGRAM 5.***

The even numbers of the stem of the Cross step up in line with their partner (ie. Number 2 steps up beside Number 1). The Chaplain and Esquire proceed in a straight line to the Altar and pause. When the Patrol Team have made their square below the arms of the Cross, numbers 1 and 2 turn in unison with the Chaplain and Esquire toward the Lecturing and Loyal Knight's stations, walk to the stations, all four turning in unison to return to their places.

When the Chaplain, Esquire and Patrol Team are back to their places, the Exalted Ruler says the following verse:

EXALTED RULER:

They never quite leave us,
our Members who have passed.
A thousand sweet memories
are holding them fast.

A song or hymn is sung by the Lodge, or as a solo.

All members resume their seats following the Hymn or solo.

No gavel is used.

After a brief pause the Organist will play soft music and numbers 1, 3, and 5; numbers 2, 4, and 6 and the Chaplain and Esquire will rise. Using the same line of march as for laying the sprays, numbers 1, 2, 3, and 4 will proceed to the Leading Knight's station, numbers 5 and 6 turning at the arms of the Cross. The Patrol Team will then proceed up the bottom four sprays and pause. When all are in place, the Patrol Team kneels to pick up the first sprays, the two members in the arms picking up the inner sprays first, then taking one step outward to pick up the other two sprays at the same time the other team members are proceeding to the head of the Cross to pick up the other sprays.

*When the Patrol Team has removed all the sprays, they shall proceed out of the Cross and form the square below the Altar as per **DIAGRAM 2**.*

*At the same time as the Patrol Team begins to make the square, the Chaplain and Esquire will proceed in a direct line to the Altar and **PAUSE. DIAGRAM 2**.*

The balance of this Ceremony shall be the same following the instructions in italics starting "The Patrol Team will walk slowly in single file to the Chaplain and Esquire, to whom they will hand their sprays in unison."

The cross formation shall be as follows:

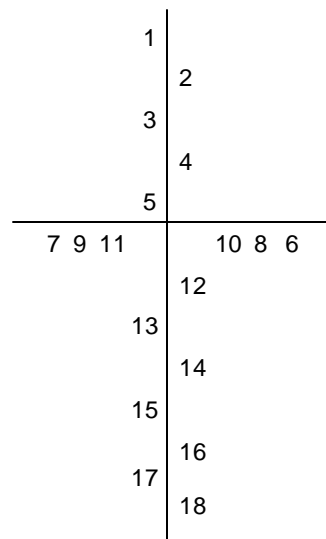
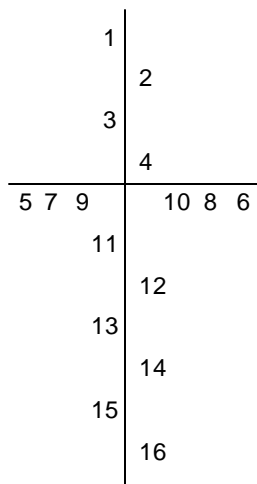
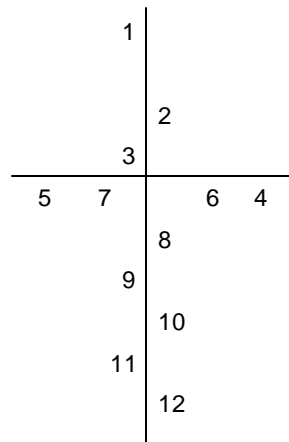
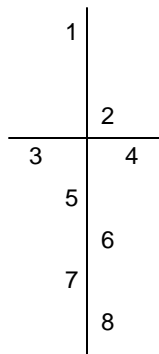


DIAGRAM 5
PATROL TEAM PROCEEDING OUT OF THE CROSS

